

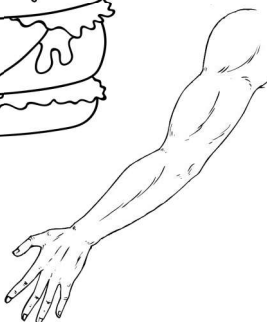

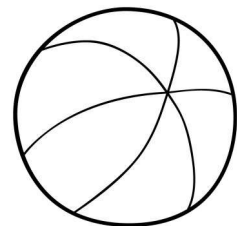
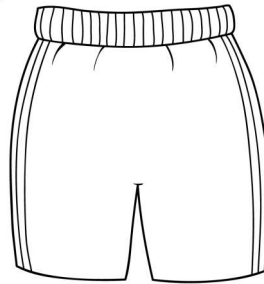

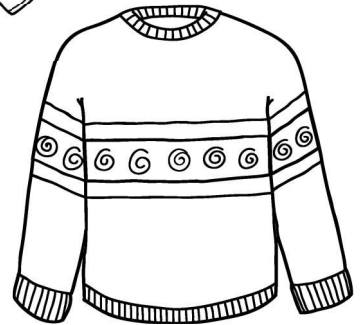

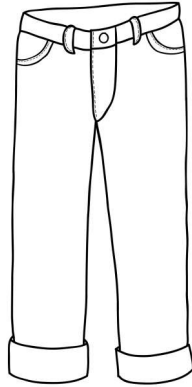
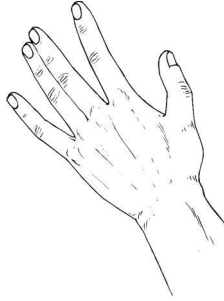

listen



colours

name:

1. Listen and colour.



## Beispieltext

The pullover is orange.

The clown is blue.

The camper is green.

The teddy is yellow.

The jeans are blue.

The hand is purple.

The ball is pink.

The shorts are black.

The computer is grey.

The burger is brown.

The arm is red.


The muffin is blue.

The T-Shirt is yellow.

The monster is purple.



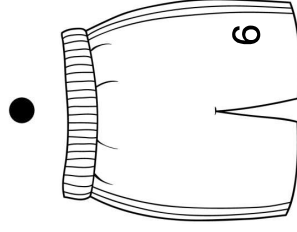
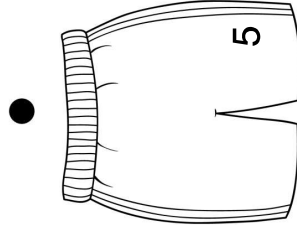
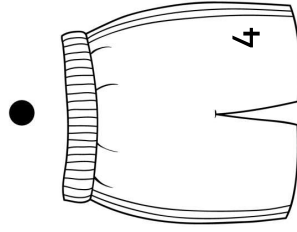
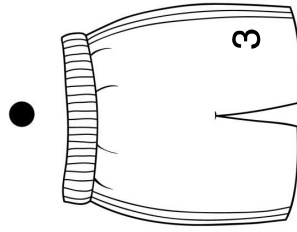
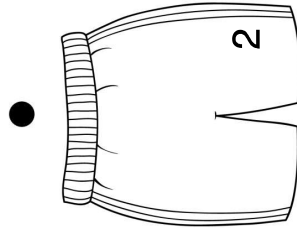
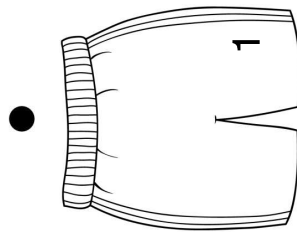

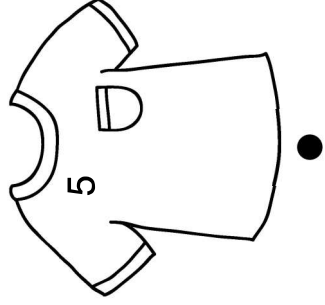
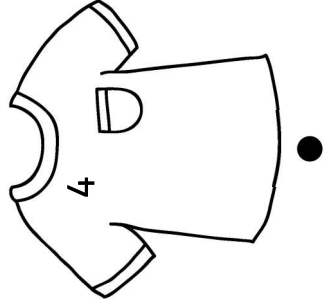

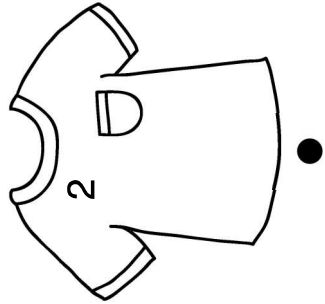

listen



numbers

name:

1. Listen and colour. Match.



## Beispieltext

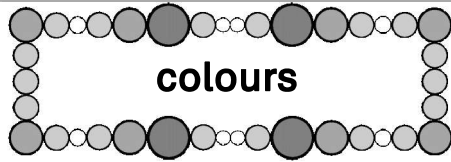
T-Shirt number 1 is blue.  
T-Shirt number 2 is red.  
T-Shirt number 3 is green.  
T-Shirt number 4 is yellow.  
T-Shirt number 5 is pink.  
T-Shirt number 6 is orange.

Shorts number 1 are yellow.  
Shorts number 2 are orange.  
Shorts number 3 are blue.  
Shorts number 4 are pink.  
Shorts number 5 are green.  
Shorts number 6 are red.

## Tipp:


Wenn die Kleidungsstücke nicht in der richtigen Reihenfolge vorgelesen werden, wird die Aufgabe anspruchsvoller.  
Wenn nur noch ein Satz übrig ist, können die Schüler gefragt werden, welche Farbe das letzte Kleidungsstück haben muss: „What colour are shorts number 6?“

Interview




colours













name:



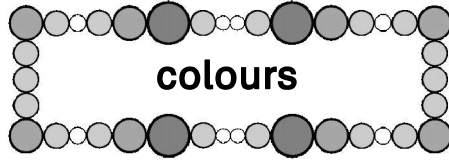
What's your favourite colour?

My favourite colour is .



name	
	
	
	
	
	
	
	
	
	
	
	

listen



colours

name:

1. Listen and colour.

8

5

3

10

6

2

9

4

7

1

## Beispieltext

Number 1 is green.

Number 2 is orange.

Number 3 is pink.

Number 4 is blue.

Number 5 is brown.

Number 6 is grey.

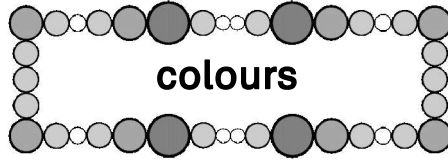
Number 7 is purple.

Number 8 is red.

Number 9 is black.

Number 10 is yellow.

Interview



colours

name:



How old  
are you?

I'm \_\_\_\_  
years old.




name	5678




6

purple




5

blue




4

green




3

yellow




COLOURS



name:


red

1



black

2



© [www.grundschulschatztruhe.de](http://www.grundschulschatztruhe.de)

Dieses Material ist ausschließlich für schulische Zwecke bestimmt und unterliegt dem deutschen Urheberrecht. Eine kommerzielle Verwendung dieses Materials ist nicht erlaubt. Die Vervielfältigung, Veränderung oder Verbreitung dieses Materials über Soziale Netzwerke, File – Hosting Dienste oder weitere Internetseiten ist nicht gestattet und wird rechtlich verfolgt. Quellenangaben im Material dürfen nicht entfernt werden. Wenn du einen Verstoß gegen diese Richtlinien feststellst, melde diesen bitte an [grundschulschatztruhe@gmx.de](mailto:grundschulschatztruhe@gmx.de).

Dieses Material wurde erstellt mit dem Worksheet Crafter [www.worksheetcrafter.com](http://www.worksheetcrafter.com)

Illustrationen:

Kate Hadfield Designs [www.teacherspayteachers.com/Store/Kate-Hadfield-Designs](http://www.teacherspayteachers.com/Store/Kate-Hadfield-Designs)

Worksheet Crafter Premium Cliparts [www.worksheetcrafter.com](http://www.worksheetcrafter.com)

Aisne´s Creations [www.teacherspayteachers.com/Store/Aisnes-Creations](http://www.teacherspayteachers.com/Store/Aisnes-Creations)

Dancing Crayon Designs [www.teacherspayteachers.com/Store/Dancing-Crayon-Designs](http://www.teacherspayteachers.com/Store/Dancing-Crayon-Designs)

Schrift:

WsC Druckschrift [www.worksheetcrafter.com](http://www.worksheetcrafter.com)

Kristen ITC